

### ⚡ Specifications

#### Nominal Voltage(V)

12V

#### Nominal Power

15 mins rate: 345W/cell to 1.67V/cell

#### Nominal Capacity

20 hour rate	(5A to 10.50V)	100Ah
10 hour rate	(9.5A to 10.50V)	95Ah
8 hour rate	(11.7A to 10.50V)	93.6Ah
5 hour rate	(17A to 10.20V)	85Ah

#### Weight

Approx. 30kg(66.0Lbs.)

#### Internal Resistance (at 1KHz)

Approx. 4.3 mΩ

#### Maximum Discharge Current for

5 seconds: 1200A

#### Short Circuit Current (A) IEC 60896-21-22

2124A

#### Charging Methods at 25°C(77°F)

Maximum Charging Current :	30A
Boost Charging Voltage	14.10 to 14.40V
Boost Charge Time	8-9Hr
Float Charging Voltage	13.50 to 13.65V
Coefficient	-3.0mV/°C/cell

#### Operating Temperature Range

Charge	-15°C(5°F)	to	40°C(104°F)
Discharge	-15°C(5°F)	to	50°C(122°F)
Storage	-15°C(5°F)	to	40°C(104°F)

#### Charge Retention (shelf life) at 20°C(68°F)

1 month	98%
3 month	96%
6 month	94%

#### Case Material

ABS UL94 HB

Option: Flammability resistance of (UL94 V-0)

#### Battery Construction

Component	Positive Plate	Negative plate	Safety valve	Terminal	Separator	Electrolyte
Raw material	Lead dioxide	Lead	Rubber	Copper	AGM	Sulfuric acid



### ⚡ Dimensions

#### Length (L)

507±3 (19.96±0.12)

#### Width (W)

106±3 (4.17±0.12)

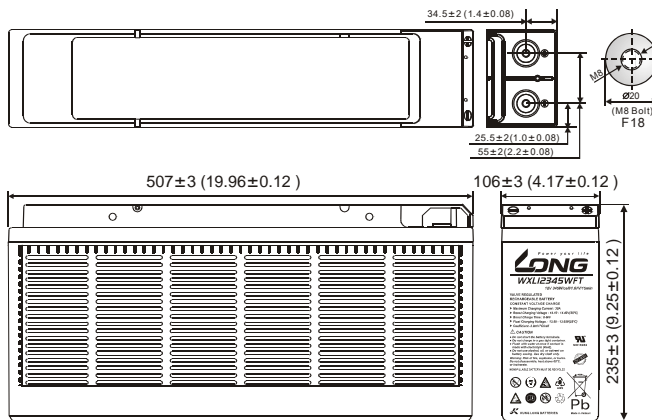
#### Height (H)

235±3 (9.25±0.12)

#### Overall Height (HT)

235±3 (9.25±0.12)

mm(inch)



#### Terminal

F18

Recommended torque value

M8: 12 N-m (122 kgf-cm)

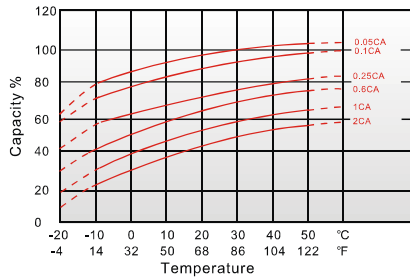
Maximum allowable torque value

M8: 20 N-m (204 kgf-cm)

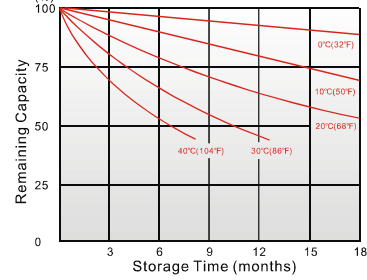
#### Design Life

Expected Trickle Design Life: 10-12 years at 20°C according to Eurobat.

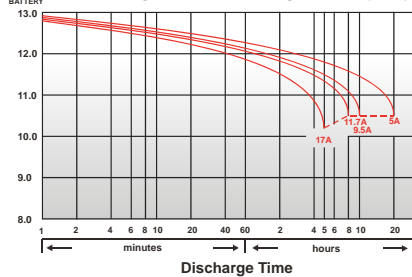
Effect of Temperature on Capacity 25°C(77°F)



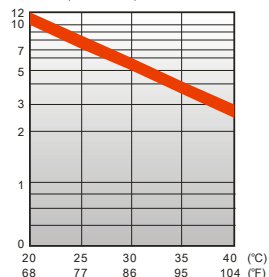
Capacity Retention Characteristic



(V) FOR 12V BATTERY Discharge Time VS. Discharge Current (25°C)



Trickle (or float) Service Life



### - PERFORMANCE DATA

Discharge Rates in Watts to Various End Voltages at 25°C(77°F)

End Voltage		1.85V	1.80V	1.75V	1.70V	1.67V	1.65V	1.60V
Time								
15	min	268	293	329	334	344	354	357
30	min	171	191	203	215	225	232	242
60	min	114	116	119	121	124	127	129
120	min	59.8	69.9	73.4	75.3	76.7	77.5	78.3
180	min	46.3	48.3	49.8	51.7	52.7	53.7	55.0
240	min	36.0	38.3	40.5	41.3	41.7	42.0	42.3
300	min	26.7	29.5	31.3	31.8	32.7	33.5	34.2
480	min	21.2	21.7	23.0	23.3	24.0	24.5	25.0
600	min	17.5	18.5	19.3	19.8	20.2	20.3	20.5
1200	min	8.67	9.83	10.5	10.7	10.8	10.8	11.0

Discharge Rates in Amperes to Various End Voltages at 25°C(77°F)

End Voltage		1.85V	1.80V	1.75V	1.70V	1.67V	1.65V	1.60V
Time								
15	min	135	153	189	190	194	198	202
30	min	100	105	109	112	115	118	125
60	min	54.5	60.0	61.5	62.4	63.6	64.3	64.7
120	min	32.2	34.4	36.0	36.8	37.5	38.3	39.7
180	min	24.3	25.1	26.4	26.7	27.0	27.4	27.8
240	min	18.2	19.1	20.0	20.3	20.5	20.8	21.1
300	min	15.8	16.4	17.0	17.3	17.7	18.0	18.3
480	min	10.5	11.3	11.7	11.9	12.0	12.1	12.2
600	min	9.5	10.0	10.1	10.2	10.3	10.4	10.5
1200	min	4.70	5.00	5.10	5.20	5.20	5.30	5.40

All data on the spec. sheet is an average value:

The tolerance range :  $X < 6\text{min}$ (+15%~-15%),  $6\text{min} \leq X < 10\text{min}$ (+12%~-12%),  $10\text{min} \leq X < 60\text{min}$ (+8%~-8%),  $X \geq 60\text{min}$ (+5%~-5%)

190224-1A