

⚡ Specifications

Nominal Voltage(V)

12V

Nominal Capacity

20 hour rate	(2.75A to 10.50V)	55Ah
10 hour rate	(5.225A to 10.50V)	52.25Ah
5 hour rate	(9.35A to 10.20V)	46.75Ah
1C	(55A to 9.60V)	34.83Ah
3C	(165A to 9.60V)	22Ah

Weight

Approx. 17.0kg(37.4Lbs.)

Internal Resistance (at 1KHz)

Approx. 8 mΩ

Maximum Discharge Current for

5 seconds:660A

Charging Methods at 25°C(77°F)

Cycle use:	
Charging Voltage	14.4 to 15.0V
Coefficient	-5.0mV/°C/cell
Maximum Charging Current :	16.5A
Standby use:	
Float Charging Voltage	13.5 to 13.8V
Coefficient	-3.0mV/°C/cell

Operating Temperature Range

Charge	-15°C(5°F)	to	40°C(104°F)
Discharge	-15°C(5°F)	to	50°C(122°F)
Storage	-15°C(5°F)	to	40°C(104°F)

Charge Retention (shelf life) at 20°C(68°F)

1 month	98%
3 month	94%
6 month	85%

Case Material

ABS UL94 HB
Option: Flammability resistance of (UL94 V-0)

Design Life & Standard

Expected Trickle Design Life: 10-12 years at 20°C according to Eurobat.

Terminal

F15



⚡ Dimensions

Length (L)

226+2-1 (8.90+0.08-0.04)

Width (W)

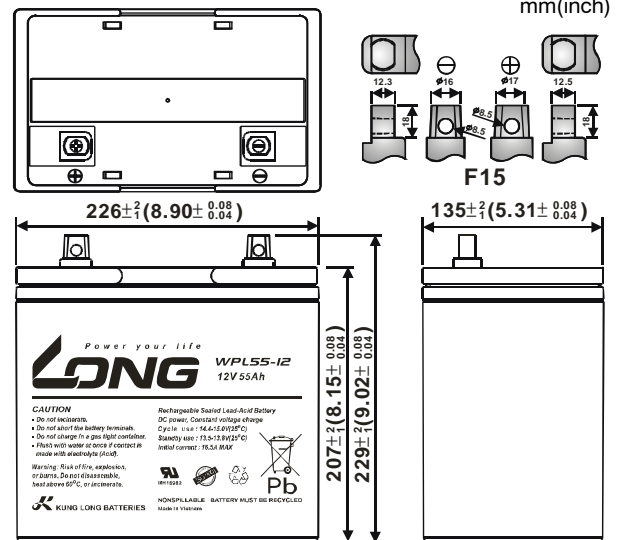
135+2-1 (5.31+0.08-0.04)

Height (H)

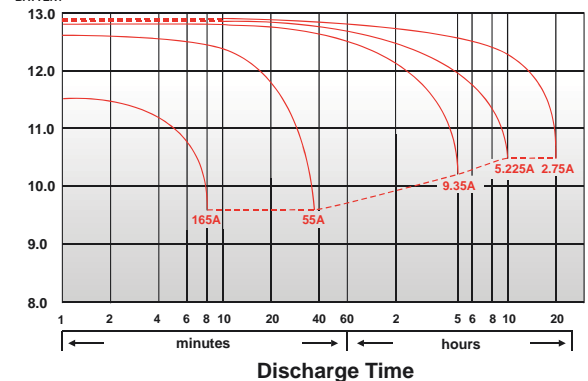
207+2-1 (8.15+0.08-0.04)

Overall Height (HT)

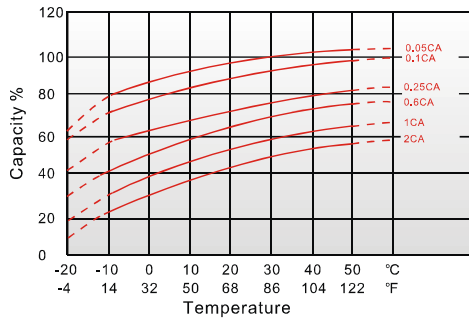
229+2-1 (9.02+0.08-0.04)



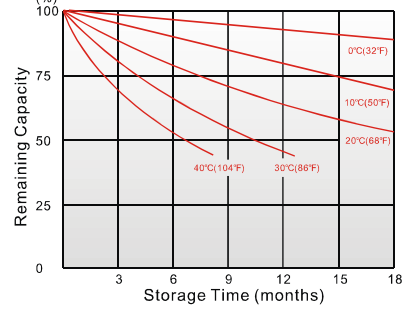
(V) FOR 12V BATTERY Discharge Time VS. Discharge Current (25°C)



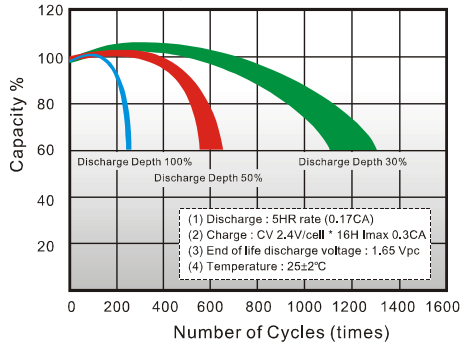
Effect of Temperature on Capacity 25°C(77°F)



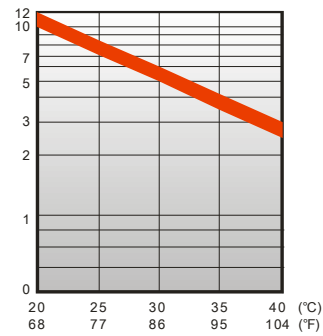
Capacity Retention Characteristic



Cycle Service Life



Trickle (or float) Service Life



- PERFORMANCE DATA

Discharge Rates in Watts to Various End Voltages at 25°C(77°F)

End Voltage		1.85V	1.80V	1.75V	1.70V	1.67V	1.65V	1.60V
Time								
5	min	328	381	413	430	434	438	444
10	min	210	244	265	276	278	281	285
15	min	163	187	202	209	211	213	215
30	min	86.9	99.5	107	111	112	113	115
60	min	64.7	67.5	69.3	70.8	71.3	72.0	72.6
120	min	32.5	34.7	36.2	37.2	37.5	37.8	38.3
180	min	26.3	28.2	29.2	29.8	30.0	30.3	30.6
240	min	21.8	23.0	23.7	24.2	24.3	24.5	24.6
300	min	18.3	19.3	20.0	20.3	20.5	20.7	20.9
600	min	10.6	11.1	11.4	11.6	11.6	11.7	11.7
1200	min	5.48	5.78	5.93	6.05	6.08	6.14	6.18

- Discharge Rates in Amperes to Various End Voltages at 25°C(77°F)

End Voltage		1.85V	1.80V	1.75V	1.70V	1.67V	1.65V	1.60V
Time								
5	min	176	204	219	228	231	234	238
10	min	110	127	138	143	145	147	149
15	min	83.5	95.6	103	107	108	109	110
30	min	43.8	50.2	54.1	55.8	56.4	57.0	57.7
60	min	29.4	33.2	34.5	35.4	35.7	36.1	36.5
120	min	16.9	18.4	19.2	19.8	20.0	20.3	20.6
180	min	13.0	13.8	14.3	14.7	14.8	15.0	15.2
240	min	10.9	11.5	11.7	11.9	12.0	12.1	12.2
300	min	9.32	9.74	9.92	10.1	10.2	10.3	10.4
600	min	5.39	5.63	5.65	5.71	5.73	5.76	5.80
1200	min	2.76	2.89	2.96	3.00	3.01	3.03	3.05

All data on the spec. sheet is an average value:

The tolerance range : $X < 6\text{min}$ (+15%~-15%), $6\text{min} \leq X < 10\text{min}$ (+12%~-12%), $10\text{min} \leq X < 60\text{min}$ (+8%~-8%), $X \geq 60\text{min}$ (+5%~-5%)

160321-1J-V