

### ⚡ Specifications

#### Nominal Voltage(V)

12V

#### Nominal Power

15 mins rate: 28W/cell to 1.60V/cell

#### Nominal Capacity

20 hour rate	(0.35A to 10.50V)	7Ah
10 hour rate	(0.665A to 10.50V)	6.65Ah
5 hour rate	(1.19A to 10.20V)	5.95Ah
1 C	(7A to 9.60V)	4.43Ah
3 C	(21A to 9.60V)	2.8Ah

#### Weight

Approx. 2.18kg(4.8Lbs.)

#### Internal Resistance (at 1KHz)

Approx. 19 mΩ

#### Maximum Discharge Current for

5 seconds: 105A

#### Charging Methods at 25°C(77°F)

Cycle use:	
Charging Voltage	14.4 to 15.0V
Coefficient	-5.0mV/°C/cell
Maximum Charging Current :	2.1A
Standby use:	
Float Charging Voltage	13.5 to 13.8V
Coefficient	-3.0mV/°C/cell

#### Operating Temperature Range

Charge	-15°C(5°F)	to	40°C(104°F)
Discharge	-15°C(5°F)	to	50°C(122°F)
Storage	-15°C(5°F)	to	40°C(104°F)

#### Charge Retention (shelf life) at 20°C(68°F)

1 month	97%
3 month	92%
6 month	85%

#### Case Material

ABS UL94 HB  
Option: Flammability resistance of (UL94 V-0)

#### Design Life

3-5 Years.

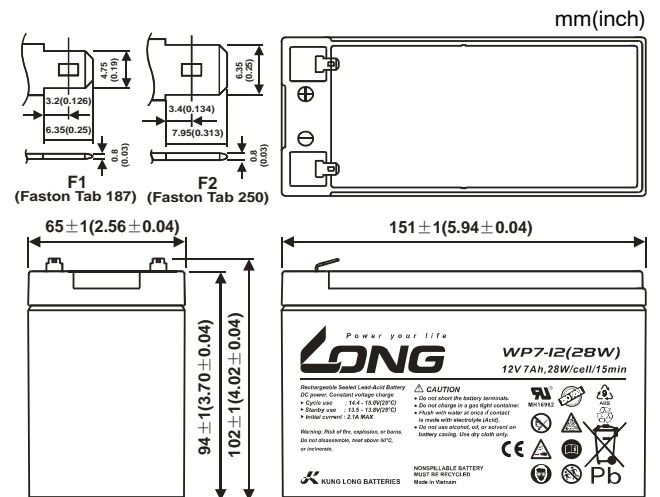
#### Terminal

F1 or F2 (Faston Tab 187 or 250)

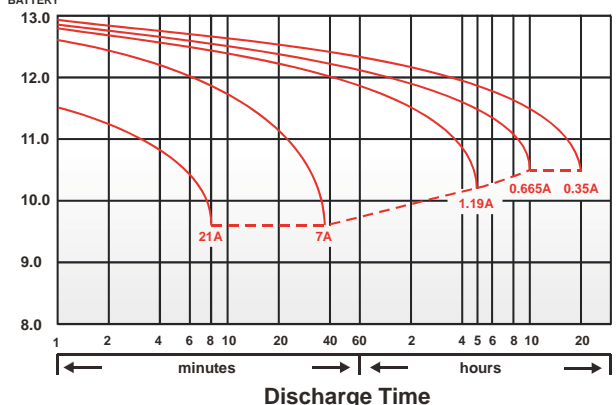


### ⚡ Dimensions

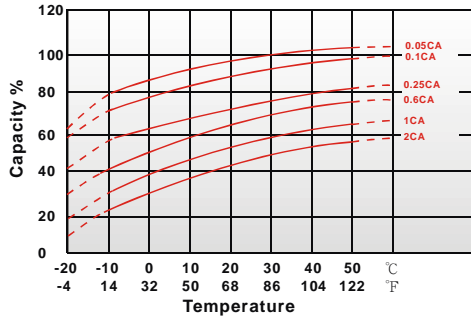
Length (L)	151±1 (5.94±0.04)
Width (W)	65±1 (2.56±0.04)
Height (H)	94±1 (3.70±0.04)
Overall Height (HT)	102±1 (4.02±0.04)



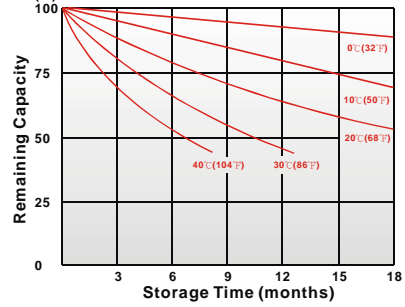
(V) FOR 12V BATTERY Discharge Time VS. Discharge Current (25°C)



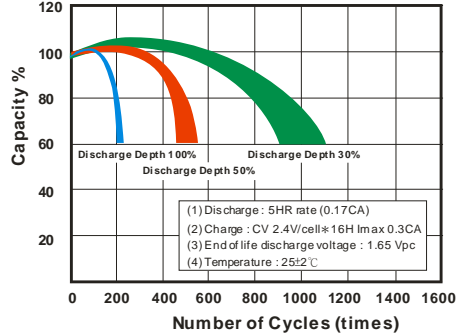
Effect of Temperature on Capacity 25°C(77°F)



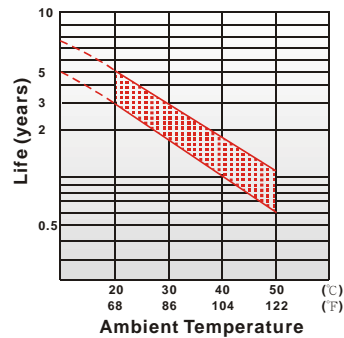
Capacity Retention Characteristic



Cycle Service Life



Trickle (or float) Service Life



### - PERFORMANCE DATA

#### Discharge Rates in Watts to Various End Voltages at 25°C(77°F)

End Voltage		1.85V	1.80V	1.75V	1.70V	1.67V	1.65V	1.60V
Time								
5	min	43.8	47.0	49.0	51.0	51.8	52.8	54.3
10	min	30.0	31.8	33.2	34.3	34.8	35.5	36.5
15	min	24.0	25.2	25.8	26.5	26.8	27.3	28.0
30	min	12.1	12.9	13.6	14.1	14.3	14.4	14.6
60	min	7.70	8.38	8.63	8.87	8.97	9.08	9.23
120	min	4.10	4.52	4.72	4.92	4.98	5.07	5.20
180	min	3.08	3.32	3.48	3.62	3.67	3.72	3.80
240	min	2.85	2.93	3.00	3.05	3.07	3.10	3.15
300	min	2.47	2.53	2.58	2.62	2.63	2.65	2.68
600	min	1.36	1.40	1.42	1.43	1.44	1.44	1.45
1200	min	0.690	0.705	0.718	0.728	0.732	0.737	0.743

#### - Discharge Rates in Amperes to Various End Voltages at 25°C(77°F)

End Voltage		1.85V	1.80V	1.75V	1.70V	1.67V	1.65V	1.60V
Time								
5	min	23.1	26.2	27.8	29.1	29.6	30.5	31.7
10	min	16.1	17.3	18.1	18.6	18.9	19.2	19.8
15	min	12.6	13.1	13.5	13.8	14.0	14.1	14.3
30	min	6.54	7.05	7.28	7.47	7.56	7.68	7.85
60	min	4.02	4.25	4.41	4.52	4.58	4.63	4.71
120	min	2.26	2.38	2.45	2.49	2.51	2.54	2.57
180	min	1.65	1.74	1.79	1.82	1.83	1.85	1.88
240	min	1.35	1.40	1.44	1.47	1.49	1.51	1.53
300	min	1.10	1.16	1.21	1.25	1.27	1.28	1.29
600	min	0.667	0.675	0.682	0.687	0.690	0.694	0.698
1200	min	0.339	0.346	0.350	0.353	0.355	0.357	0.359

All data on the spec. sheet is an average value:

The tolerance range :  $X < 6\text{min}$ (+15%~-15%),  $6\text{min} \leq X < 10\text{min}$ (+12%~-12%),  $10\text{min} \leq X < 60\text{min}$ (+8%~-8%),  $X \geq 60\text{min}$ (+5%~-5%)

250324-11