

### ⚡ Specifications

#### Nominal Voltage(V)

2V

#### Nominal Capacity at 20°C (68°F)

|              |                 |       |
|--------------|-----------------|-------|
| 10 hour rate | (50A to 1.80V)  | 500Ah |
| 5 hour rate  | (85A to 1.70V)  | 425Ah |
| 1 hour rate  | (300A to 1.60V) | 300Ah |
| 1C           | (500A to 1.60V) | 250Ah |

#### Weight

Approx. 33.5kg(73.7Lbs.)

#### Internal Resistance (at 1KHz)

Approx. 0.5 mΩ

#### Maximum Discharge Current for

5 seconds: 3000A

#### Charging Methods at 25°C(77°F)

Cycle use:

Charging Voltage 2.33 to 2.36V

Coefficient -5.0mV/°C/cell

Maximum Charging Current : 150A

Standby use:

Float Charging Voltage 2.21 to 2.25V

Coefficient -3.0mV/°C/cell

#### Operating Temperature Range

Charge -15°C(5°F) to 40°C(104°F)

Discharge -15°C(5°F) to 50°C(122°F)

Storage -15°C(5°F) to 40°C(104°F)

#### Charge Retention (shelf life) at 20°C(68°F)

|         |     |
|---------|-----|
| 1 month | 98% |
| 3 month | 94% |
| 6 month | 85% |

#### Case Material

ABS UL94 HB

Option: Flammability resistance of (UL94 V-0)

#### Design Life

Expected Trickle Design Life: 12-15 years at 20°C according to Eurobat.

#### Terminal

F18



### ⚡ Dimensions

#### Length (L)

241±3 (9.49±0.12)

#### Width (W)

172±3 (6.77±0.12)

#### Height (H)

329.5±3 (12.97±0.12)

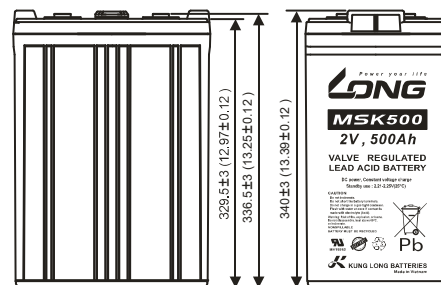
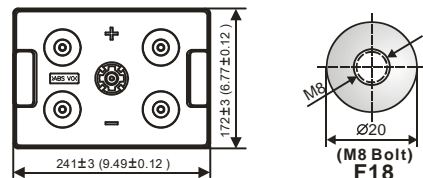
#### Overall Height (HT)

340±3 (13.39±0.12)

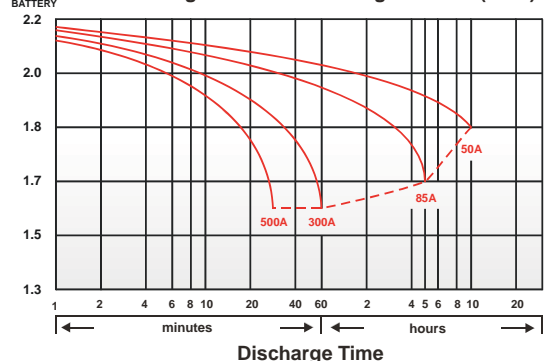
#### Description of torque value of hard ware for the terminals:

|                                |                       |
|--------------------------------|-----------------------|
| Recommended torque value       | M8:12 N-m (122kgf-cm) |
| Maximum allowable torque value | M8:20 N-m (204kgf-cm) |

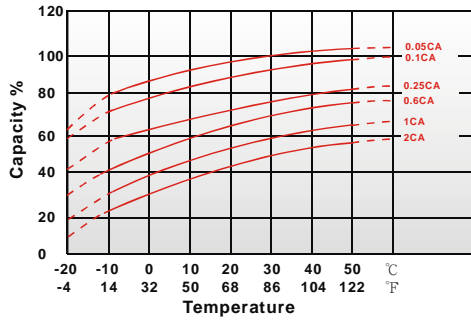
mm(inch)



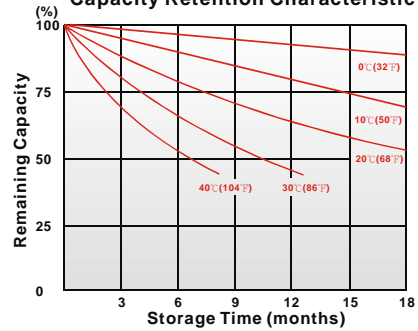
(v) FOR 2V BATTERY Discharge Time VS. Discharge Current (25°C)



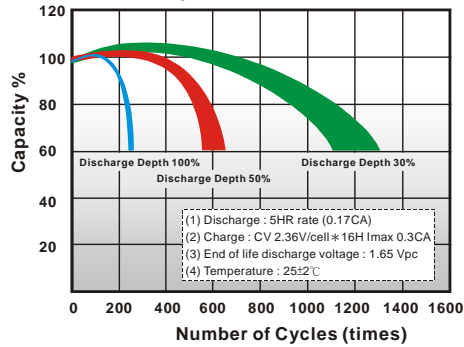
Effect of Temperature on Capacity 25°C (77°F)



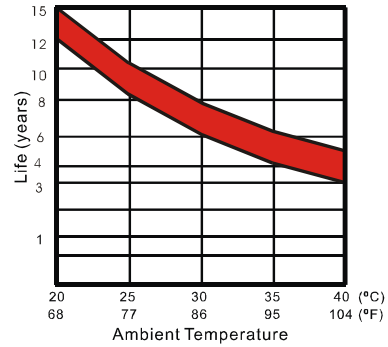
Capacity Retention Characteristic



Cycle Service Life



Trickle (or float) Service Life



### - PERFORMANCE DATA

#### Discharge Rates in Watts to Various End Voltages at 25°C (77°F)

| End Voltage |     | 1.85V | 1.80V | 1.75V | 1.70V | 1.65V | 1.60V |
|-------------|-----|-------|-------|-------|-------|-------|-------|
| Time        |     |       |       |       |       |       |       |
| 20          | min | 895   | 980   | 1072  | 1135  | 1200  | 1266  |
| 30          | min | 757   | 830   | 910   | 958   | 1005  | 1045  |
| 60          | min | 518   | 553   | 599   | 612   | 629   | 640   |
| 120         | min | 324   | 341   | 358   | 360   | 365   | 369   |
| 180         | min | 244   | 255   | 267   | 275   | 285   | 292   |
| 240         | min | 179   | 188   | 198   | 207   | 212   | 216   |
| 300         | min | 157   | 166   | 173   | 178   | 182   | 185   |
| 480         | min | 113   | 118   | 123   | 125   | 127   | 129   |
| 600         | min | 94.7  | 97.0  | 99.0  | 102   | 103   | 104   |
| 1200        | min | 51.6  | 53.2  | 54.4  | 55.1  | 55.5  | 55.9  |

#### - Discharge Rates in Amperes to Various End Voltages at 25°C (77°F)

| End Voltage |     | 1.85V | 1.80V | 1.75V | 1.70V | 1.65V | 1.60V |
|-------------|-----|-------|-------|-------|-------|-------|-------|
| Time        |     |       |       |       |       |       |       |
| 20          | min | 517   | 575   | 628   | 670   | 693   | 715   |
| 30          | min | 419   | 471   | 524   | 571   | 613   | 644   |
| 60          | min | 277   | 305   | 330   | 347   | 364   | 377   |
| 120         | min | 170   | 193   | 210   | 218   | 226   | 233   |
| 180         | min | 125   | 134   | 142   | 148   | 154   | 160   |
| 240         | min | 106   | 113   | 118   | 121   | 124   | 127   |
| 300         | min | 82.1  | 87.8  | 93.5  | 95.9  | 96.9  | 97.5  |
| 480         | min | 58.3  | 60.3  | 62.1  | 62.7  | 63.3  | 63.7  |
| 600         | min | 48.3  | 50.0  | 50.4  | 50.6  | 50.8  | 51.0  |
| 1200        | min | 24.9  | 25.8  | 26.2  | 26.5  | 26.8  | 27.1  |

All data on the spec. sheet is an average value:

The tolerance range :  $X < 6\text{min}$ (+15%~-15%),  $6\text{min} \leq X < 10\text{min}$ (+12%~-12%),  $10\text{min} \leq X < 60\text{min}$ (+8%~-8%),  $X \geq 60\text{min}$ (+5%~-5%)

210121-1H